





## Piecing for Step 1:

Sew with 12 stitches per inch (2.0).

Use the strips you have cut to make the following strip-pieced panels. Press all of the seam allowances toward the accent fabric.




Crosscut the #1 panels into eighty-eight 2" wide sections. Use these sections to make forty-four Four Patch blocks. Press the seam allowances to one side.



Crosscut Panel #2 into six 3 1/2" wide sections.

Crosscut Panel #3 into twelve 2" wide sections.


Use the pieces from Panels #2 and #3 to make six Puss in the Corner blocks. Press the seam allowances as shown by the arrows.




Crosscut Panel #4 into twelve 3 1/2" wide sections.

Crosscut the two #5 panels into twenty-four 2" wide sections.

Use the pieces from Panels #4 and #5 to make twelve Puss in the Corner blocks. Press the seam allowances as shown by the arrows.



Use twenty of the Four Patch blocks and the twenty 3 1/2" squares of background fabric to make ten Double Four Patch blocks. Press the seam allowances as shown by the arrows.



Use the remaining Four Patch blocks and the rectangles of background fabric to make twelve sections like the one shown at the right. Press the seam allowances toward the rectangles.

